



## Automatic Clutch KA2015p

The automatic clutch KA2015p operates master cylinders of vehicle clutches. With a given air pressure of min. 6 bar a pull and push force of 1000N can be obtained. The

maximum travel speed can be adjusted by throttle valves. By closing the stop valve the actuator can be operated free of pressure for maintenance and set-up work.




### Main features


- Max. shifting force:  $\pm 1000\text{N}$
- Travel: 0 ... 50mm
- Travel adjustment: 0 ... 50mm, with mechanical adjustment on both sides
- Max. shifting speed: Extraction and retraction adjustable via separate throttle valves

### Optionen

- Binary acknowledgement (0/24V) of the zero and end position to the superior control system
- Electrical control valve



Air pressure connection and electrical interface



Adjustable travel



Throttle valves to adjust the travel speed

## Data sheet for the Automatic Clutch KA2015p

### Actuator (Standard version)

Pneumatic clutch actuator	
Dimensions:	464 mm x 129 mm x 181 mm (L x W x H cylinder rod retracted)
Weight:	9.7 kg
Shifting force:	±1000N
Travel:	0 ... 50mm
Travel adjustment:	0 ... 50mm, with mechanical adjustment on both sides
Shifting speed:	Extraction and retraction adjustable via separate throttle valves
Mechanical interface:	Threaded bolt M16x1.5 for the coupling of master clutch cylinder provided by the customer
Magnetic valve, type:	5/2 -way valve monostable, (VSA-B-M52-MH-A2-1R2L, Festo)
Electrical control:	Binary 0/24VDC, max. approx. 3W 0V = zero position (retraction 0%) 24V = end position (extraction 100%)
Electrical interface:	8-pol, M12 circular connector
Control voltage:	24VDC ± 10%
Control capacity:	2.4W/1W (with integrated current reduction)
Maintenance:	The device is maintenance free except from cleaning and checking of screws and knocked connections

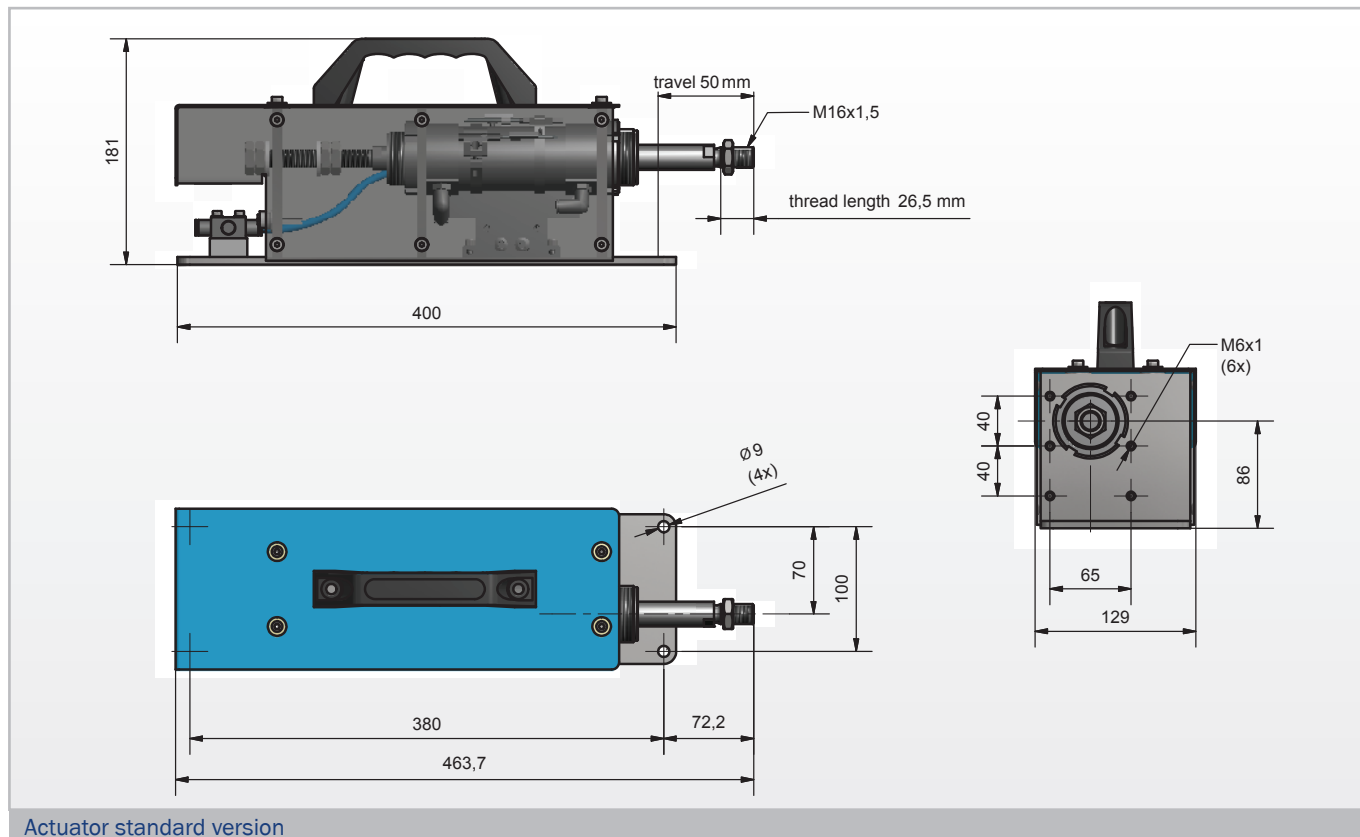
### Temperature range actuator

Admissible range for the standard version:	0 °C up to max. +50 °C (No condensing humidity allowed)
--	--

### Customer specific requirements

Air pressure supply:	min. 6 bar (max. 8bar), < 50µ filtered, containing oil or oil free.
Connction:	D6mm plug connector for pneumatic hose

## Dimensions for the Automatic Clutch KA2015p



## Order information for the Automatic Clutch KA2015p

### 1. Automatic Clutch KA2015p

1.1	KA2015p, pneumatic clutch actuator with electrical control valve and binary acknowledge signals. Shifting force $\pm 1000\text{N}$ , travel 50 mm, 0/24V, 6 bar, incl. connection cable 5m and technical manual
1.2	KA2015p, pneumatic clutch actuator with electrical control valve. Shifting force $\pm 1000\text{N}$ , travel 50 mm, 6 bar, incl. connection cable 5m and technical manual
1.3	KA2015p, pneumatic clutch actuator - with direct pneumatic control. Shifting force $\pm 1000\text{N}$ , travel 50mm, 6 bar and technical manual



Dr.-Ing. S. Haußmann Industrieelektronik  
Ingenieurbüro Dr.-Ing. S. Haußmann

Beutwang 4  
72622 Nürtingen  
Germany

Phone: +49 7022 9565-0  
Fax: +49 7022 9565-501

sale@sh-el.de  
www.sh-el.de



QM-System  
ISO9001:2015

2019-08-15 Subject to modification